

# tatra



ESMALTADOS GLAZED TILES

**6x33 • 33x33 • 6x50 • 33x50**

Formatos / Sizes (cm)

Para información más detallada por formato/color, consultar en la web de la colección  
For more detailed information by format/color, consult the collection's website



	ESMALTADO GLAZED
	A1 no reacciona al fuego A1 does not react to fire
	<1,25% máx 2 mm
	3<E≤6%
	5,2x10 <sup>-6</sup> x C <sup>-1</sup>
	20N/mm <sup>2</sup>
	PEI 3
	H4
	clase 5 class 5
	clase 2 class 2
	B
	R10
	si/yes
	✓
	✓
	✓
	✓




Los colores son indicativos. Colors are just indicative.



## Bases Tiles




### BASE 6x33 TILE 6x33\*



Beige	Cod. 906117	·MC560·
Carbón	Cod. 906122	·MC560·
Gris	Cod. 906127	·MC560·
Rojo	Cod. 906132	·MC560·

\*Se obtiene a partir de base de 12x33 premarcada.  
\*It is obtained from 12x33 premarked tile.


### BASE 6x50 TILE 6x50



Beige	Cod. 906120	·MC570·
Carbón	Cod. 906125	·MC570·
Gris	Cod. 906130	·MC570·
Rojo	Cod. 906135	·MC570·


\*Se obtiene a partir de base de 12x50 premarcada.  
\*It is obtained from 12x50 premarked tile.

### BASE 16x33 TILE 16x33



Beige	Cod. 906118	·MC510·
Carbón	Cod. 906123	·MC510·
Gris	Cod. 906128	·MC510·
Rojo	Cod. 906133	·MC510·

### BASE 33x50 TILE 33x50



Beige	Cod. 906121	·MC555·
Carbón	Cod. 906126	·MC555·
Gris	Cod. 906131	·MC555·
Rojo	Cod. 906136	·MC555·

### BASE 33x33 TILE 33x33



Beige	Cod. 906119	·MC510·
Carbón	Cod. 906124	·MC510·
Gris	Cod. 906129	·MC510·
Rojo	Cod. 906134	·MC510·

	Espeor (mm) Thickness (mm)	U.M.*	U.M./Caja U.M./Box	U.M./Palet U.M./Pallet	Pzs./U.M. Pcs./U.M.	Pzs./Caja Pcs./Box	Kg./U.M. Kg./U.M.	Kg./Caja Kg./Box	Kg./Palet Kg./Pallet
Base 6x33 (12x33 premarcada) Tile 6x33 (premarked tile 12x33)	10	m <sup>2</sup> sqm	0,88	79,2	45,45	40	17,7	15,6	1404
Base 16x33 Tile 16x33	16	m <sup>2</sup> sqm	0,68	40	18	12	30,6	20,4	1225
Base 33x33 Tile 33x33	16	m <sup>2</sup> sqm	0,666	42,624	9	6	32,6	21,75	1391
Base 6x50 (12x50 premarcada) Tile 6x50 (premarked tile 12x50)	10	m <sup>2</sup> sqm	0,99	69,3	30,3	30	17,6	17,4	1218
Base 33x50 Tile 33x50	16	m <sup>2</sup> sqm	0,666	42,624	6	4	32,6	20,83	1348

\* Unidad de Medida. Los artículos medidos en m<sup>2</sup> o ml se sirven contando la junta normal entre piezas.  
\* Unit of Measure. Items measured in sqm or lm are delivered assuming average joint between pieces.




Tatra Beige 33x50



Tatra Carbón 33x50 - 33x33


# Piezas especiales Special pieces Escaleras Steps

## PELDAÑO REDONDEADO 33 ROUNDED STAIR-TREAD 33




Beige	Cod. 906137	·PZ270·
Carbón	Cod. 906138	·PZ270·
Gris	Cod. 906139	·PZ270·
Rojo	Cod. 906140	·PZ270·

## PELDAÑO RECTO 50 STRAIGHT STAIR-TREAD 50




Beige	Cod. 906145	·PZ355·
Carbón	Cod. 906146	·PZ355·
Gris	Cod. 906147	·PZ355·
Rojo	Cod. 906148	·PZ355·

## PELDAÑO REDONDEADO 50 ROUNDED STAIR-TREAD 50



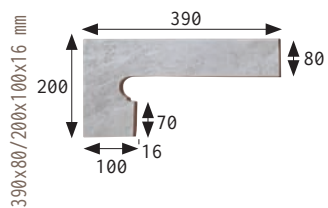
Beige	Cod. 906141	·PZ355·
Carbón	Cod. 906142	·PZ355·
Gris	Cod. 906143	·PZ355·
Rojo	Cod. 906144	·PZ355·

## ESQUINA REDONDEADA ROUNDED STAIR-TREAD CORNER



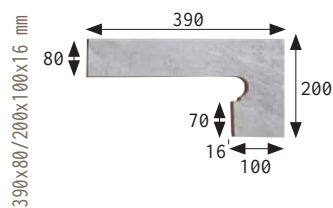
Beige	Cod. 906149	·PZ555·
Carbón	Cod. 906150	·PZ555·
Gris	Cod. 906151	·PZ555·
Rojo	Cod. 906152	·PZ555·

## ZANQUÍN IZDA. STRING LEFT SIDE



Beige	Cod. 906157	·PZ160·
Carbón	Cod. 906158	·PZ160·
Gris	Cod. 906159	·PZ160·
Rojo	Cod. 906160	·PZ160·

## ZANQUÍN DCHA. STRING RIGHT SIDE




Beige	Cod. 906161	·PZ160·
Carbón	Cod. 906162	·PZ160·
Gris	Cod. 906163	·PZ160·
Rojo	Cod. 906164	·PZ160·

## RODAPIÉ SKIRTING BOARD



Beige	Cod. 906153	·ML160·
Carbón	Cod. 906154	·ML160·
Gris	Cod. 906155	·ML160·
Rojo	Cod. 906156	·ML160·

# tatra



Tatra Rojo 33x33



	Espesor (mm) Thickness (mm)	U.M.*	U.M./Caja U.M./Box	U.M./Palet U.M./Pallet	Pzs./U.M. Pcs./U.M.	Pzs./Caja Pcs./Box	Kg./U.M. Kg./U.M.	Kg./Caja Kg./Box	Kg./Palet Kg./Pallet
Peldaño redondeado 33 Rounded stair-tread 33	18	Pz. Pc.	6	216	1	6	4,4	26,4	950
Peldaño redondeado 50 Rounded stair-tread 50	18	Pz. Pc.	4	144	1	4	7,05	28,23	1016,2
Peldaño recto 50 Straight stair-tread 50	18	Pz. Pc.	4	144	1	4	6,45	25,8	928
Esquina redondeada Rounded stair-tread corner	18	Pz. Pc.	2	60	1	2	6	12	360
Zanquín redondeado izda. Rounded string left side	16	Pz. Pc.	10	300	1	10	1,3	13	390
Zanquín redondeado dcha. Rounded string right side	16	Pz. Pc.	10	300	1	10	1,3	13	390
Rodapié Skirting board	16	m1 lm	8	576	3	24	2,3	18,4	1325

\* Unidad de Medida. Los artículos medidos en m<sup>2</sup> o ml se sirven contando la junta normal entre piezas.  
\* Unit of Measure. Items measured in sqm or lm are delivered assuming average joint between pieces.

Anchura recomendada de la junta de colocación: 6-8 mm  
Recommended joint width 6-8 mm